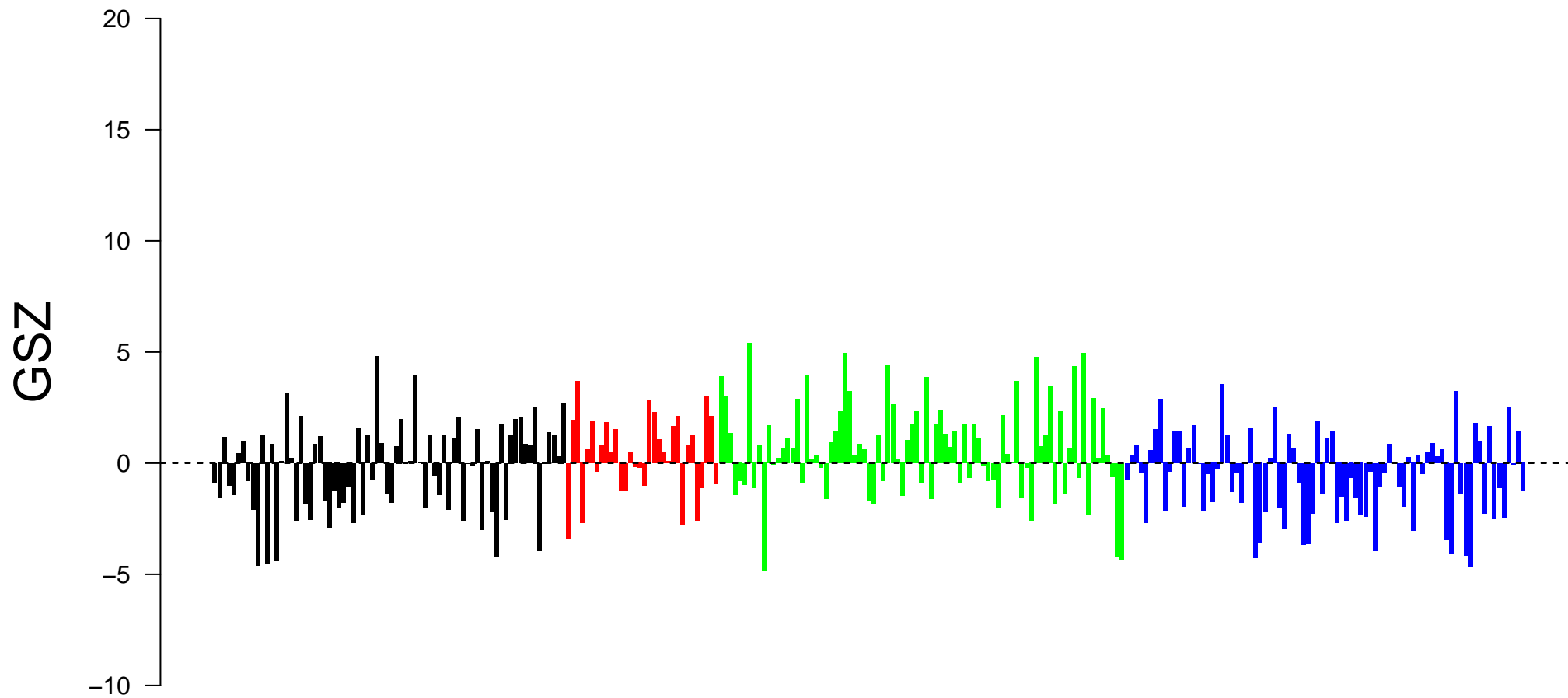
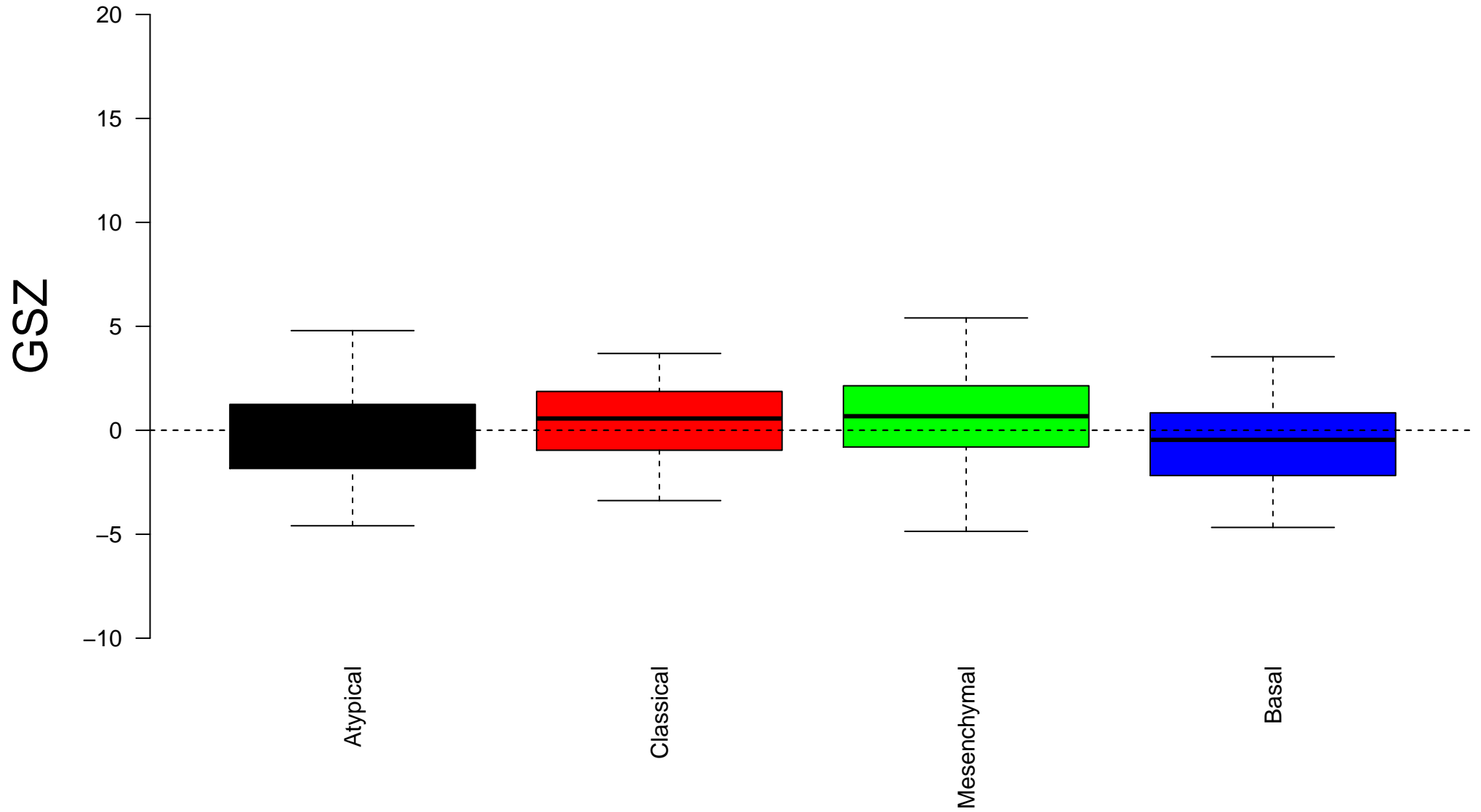


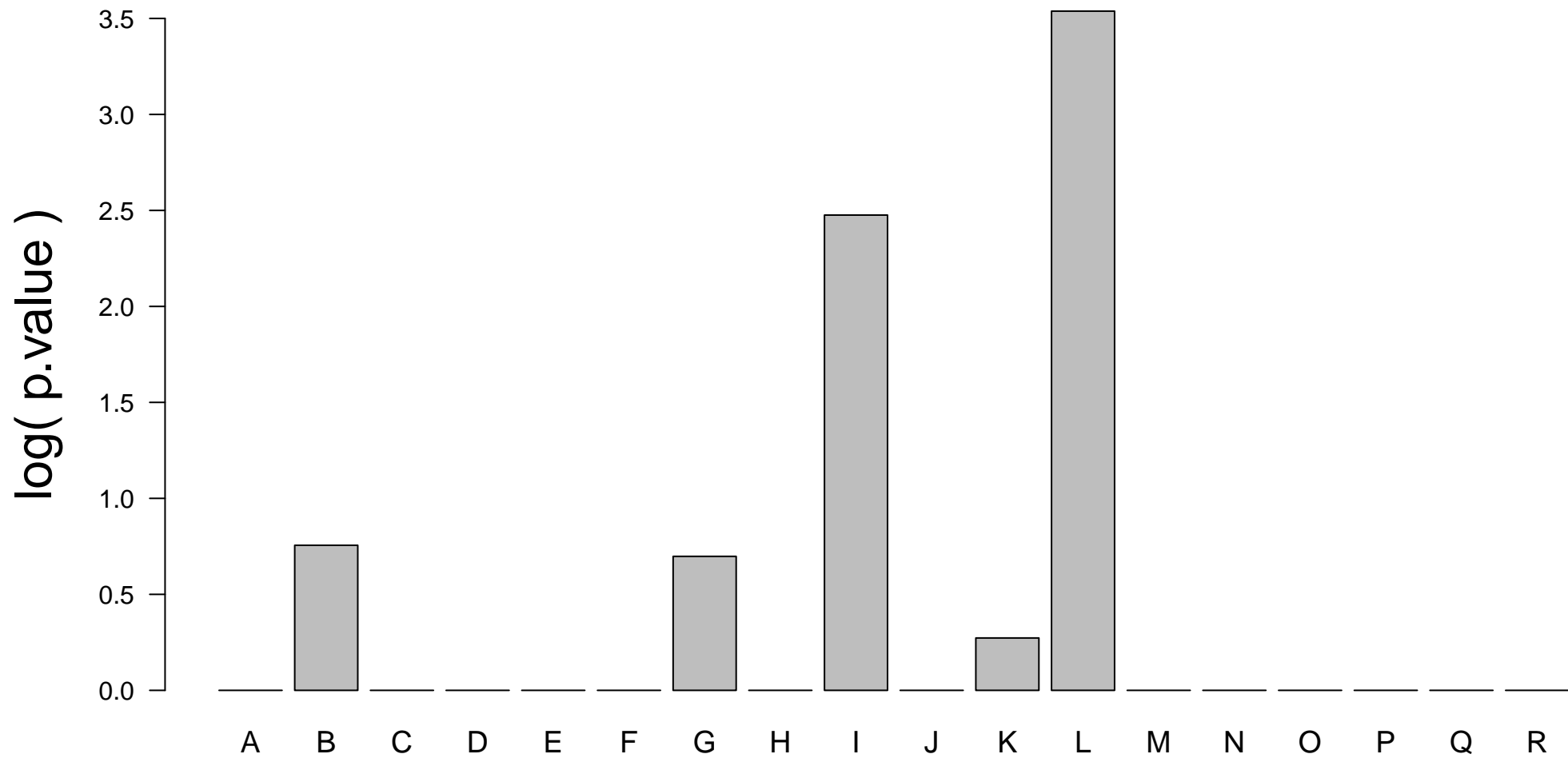
ABRAHAM_ALPC_VS_MULTIPLE_MYELOMA_UP




ABRAHAM_ALPC_VS_MULTIPLE_MYELOMA_UP



Enrichment in spots: ABRAHAM_ALPC_VS_MULTIPLE_MYELOMA_UP



Expression of ABRAHAM_ALPC_VS_MULTIPLE_MYELOMA_UP in Spot A




Expression of ABRAHAM_ALPC_VS_MULTIPLE_MYELOMA_UP in Spot B

Δe


2.0
1.5
1.0
0.5
0.0
-0.5
-1.0
-1.5




Expression of ABRAHAM_ALPC_VS_MULTIPLE_MYELOMA_UP in Spot C



Expression of ABRAHAM_ALPC_VS_MULTIPLE_MYELOMA_UP in Spot D




Expression of ABRAHAM_ALPC_VS_MULTIPLE_MYELOMA_UP in Spot E



Expression of ABRAHAM_ALPC_VS_MULTIPLE_MYELOMA_UP in Spot F

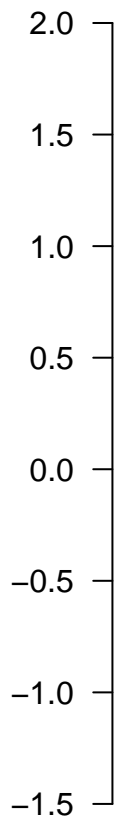
Δe

2.0
1.5
1.0
0.5
0.0
-0.5
-1.0
-1.5




Expression of ABRAHAM_ALPC_VS_MULTIPLE_MYELOMA_UP in Spot G

Δe

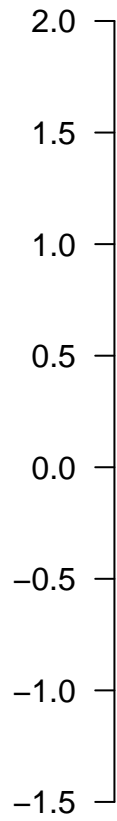


Expression of ABRAHAM_ALPC_VS_MULTIPLE_MYELOMA_UP in Spot H



Expression of ABRAHAM_ALPC_VS_MULTIPLE_MYELOMA_UP in Spot I


Δe



Expression of ABRAHAM_ALPC_VS_MULTIPLE_MYELOMA_UP in Spot J

Δe

2.0
1.5
1.0
0.5
0.0
-0.5
-1.0
-1.5



Expression of ABRAHAM_ALPC_VS_MULTIPLE_MYELOMA_UP in Spot K

Δe

2.0
1.5
1.0
0.5
0.0
-0.5
-1.0
-1.5




Expression of ABRAHAM_ALPC_VS_MULTIPLE_MYELOMA_UP in Spot L

Δe


2.0
1.5
1.0
0.5
0.0
-0.5
-1.0
-1.5




Expression of ABRAHAM_ALPC_VS_MULTIPLE_MYELOMA_UP in Spot M



Expression of ABRAHAM_ALPC_VS_MULTIPLE_MYELOMA_UP in Spot N




Expression of ABRAHAM_ALPC_VS_MULTIPLE_MYELOMA_UP in Spot O




Expression of ABRAHAM_ALPC_VS_MULTIPLE_MYELOMA_UP in Spot P

Δe

2.0
1.5
1.0
0.5
0.0
-0.5
-1.0
-1.5



Expression of ABRAHAM_ALPC_VS_MULTIPLE_MYELOMA_UP in Spot Q



Expression of ABRAHAM_ALPC_VS_MULTIPLE_MYELOMA_UP in Spot R

